

Outdoor Learning Center
Kindergarten –

Lesson – Five Senses in the Garden

*designed to go along with Kindergarten Five Senses Lesson

1. **Sight:** ask the children what they can see (color, texture, shapes).
2. **Touch:** have them feel the leaves, flowers, dirt, grass, etc.
3. **Taste:** bring fruits vegetable, herbs to sample.
4. **Smell:** have them smell herbs like mint, rosemary, chives.
5. **Hearing:** shake some seed pods, listen for birds

Take the kids for a “listening walk” to the Sensory Garden located in the middle of the garden beds next to the cafeteria. Have them touch the rosemary, lambs ear, mint, sage, etc. Visit the class garden and ask them what they see. Bring pre-washed herbs, fruits and vegetables for tasting, feeling, smelling and touching.


Activity: Have each child draw or write what they discovered in the garden.

Items Needed: Baggies, herbs, fruits and vegetables (ie. Purple cabbage, carrots, tomatoes, strawberries, snap peas), crayons, worksheet.


Attached: Fives Senses in the Garden Worksheet (The worksheet can be made larger if you want the kids to have more room to draw.)

Five Senses in the Garden: Write or draw what you discovered in the garden.


Name: _____



Sight



Smell



Taste



Hearing



Touch

--